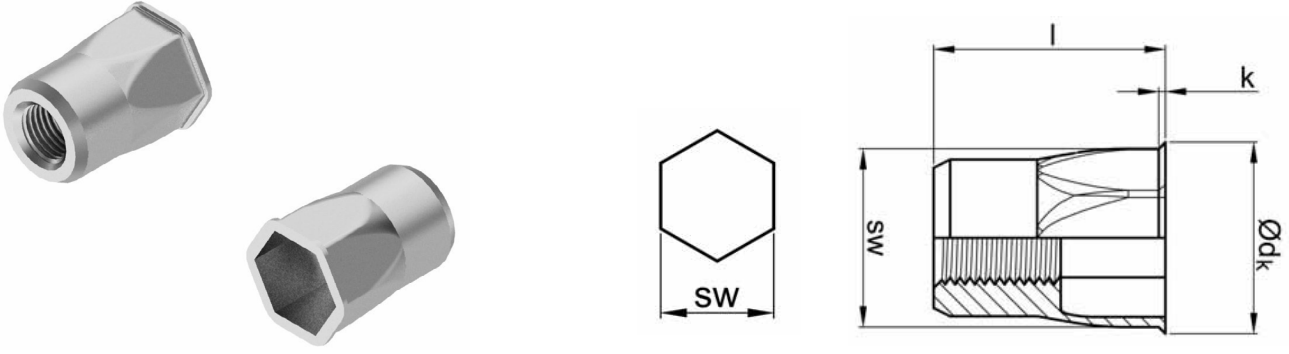




SOMUNLU PERÇİN SS YARIM ALTIKÖŞE GÖVDE SIFIR KAFA

RIVET NUTS SS HALF - HEX. REDUCED HEAD



			l [+1/-2] [mm]		$\varnothing dk$ [mm]	k [mm]	SW [+0/0,12] [mm]	\odot [Nm]	ÜRÜN NO PART NO
M4	SW1 6,0	$\begin{matrix} \updownarrow \\ \rightleftarrows \end{matrix}$ [N] : 8.240 \rightleftarrows [N] : 2.950	12,0	0,5 - 2,0	7,0 [+ -0/-0]	$\leq 0,5$	5,9	12,0	02.14321.M041200520
M5	SW1 7,0	$\begin{matrix} \updownarrow \\ \rightleftarrows \\ \updownarrow \end{matrix}$ [N] : 11.760 \rightleftarrows [N] : 2.840	13,0	0,5 - 2,5	8,0 [+ -0/-0]	$\leq 0,5$	6,9	11,0	02.14321.M051300525
M6	SW1 9,0	$\begin{matrix} \updownarrow \\ \rightleftarrows \end{matrix}$ [N] : 21.560 \rightleftarrows [N] : 3.820	16,0	0,5 - 3,0	10,0 [+ -0/-0]	$\leq 0,6$	8,9	21,0	02.14321.M061601035
M8	SW1 11,0	$\begin{matrix} \updownarrow \\ \rightleftarrows \end{matrix}$ [N] : 24.500 \rightleftarrows [N] : 3.920	17,5	0,5 - 3,5	12,0 [+ -0,5/-0]	$\leq 0,65$	10,9	30,0	02.14321.M081751040
M10	SW1 13,0	$\begin{matrix} \updownarrow \\ \rightleftarrows \end{matrix}$ [N] : 47.040 \rightleftarrows [N] : 5.010	21,0	1,0 - 4,0	14,5 [+ -0,5/-0]	$\leq 0,75$	12,9	40,0	02.14321.M102101045

